



Installation & Usage  
of  
**EDULAKSHYA** Mobile app  
and  
**Parent Web Login**  
for

**SETH ANANDRAM JAIPURIA SCHOOL**

# How to Install Mobile App (For Android Users)

## Step 1

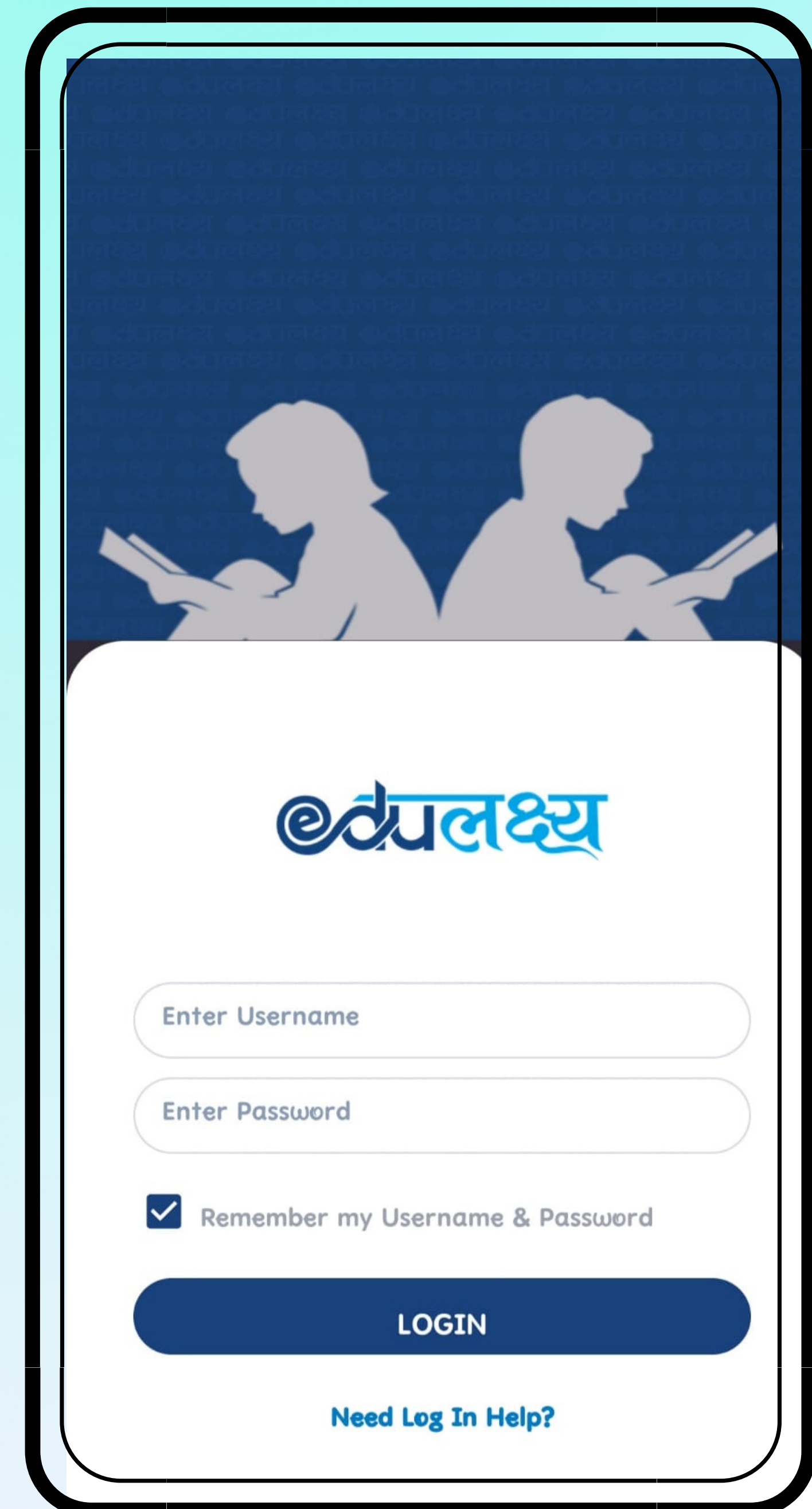
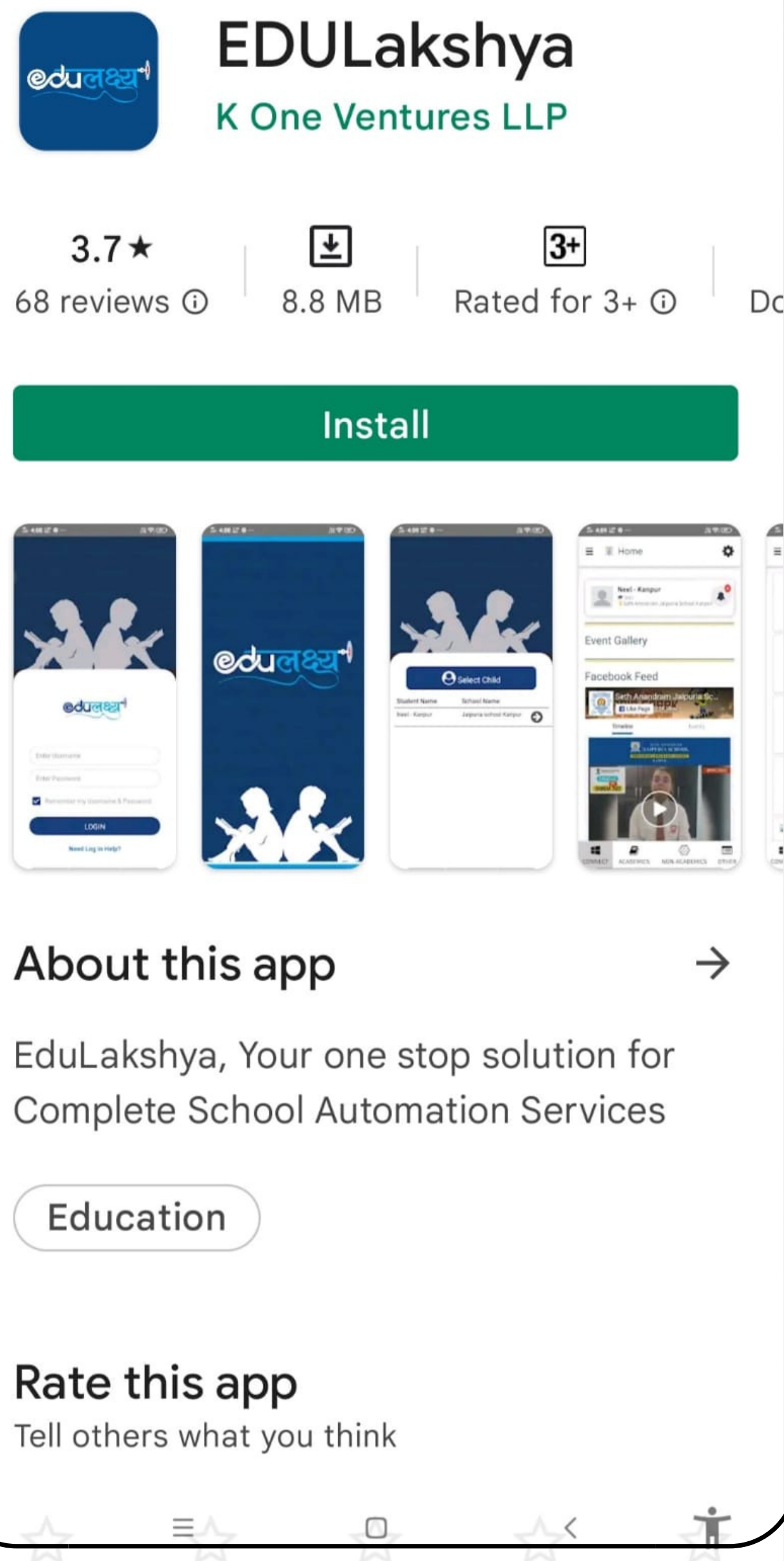
Open Google Play Store,  
Search EDULakshya,  
Install the APP

## Step 2


Username and Password  
will be sent to the parent  
on their registered email  
id.

## Step 3

Enter your Username and  
Password and then click  
on the LOGIN Button.




# How to Install Mobile App (For iPhone Users)



**Step 1**  
Open App Store,  
Search EDULakshya  
and Install the APP

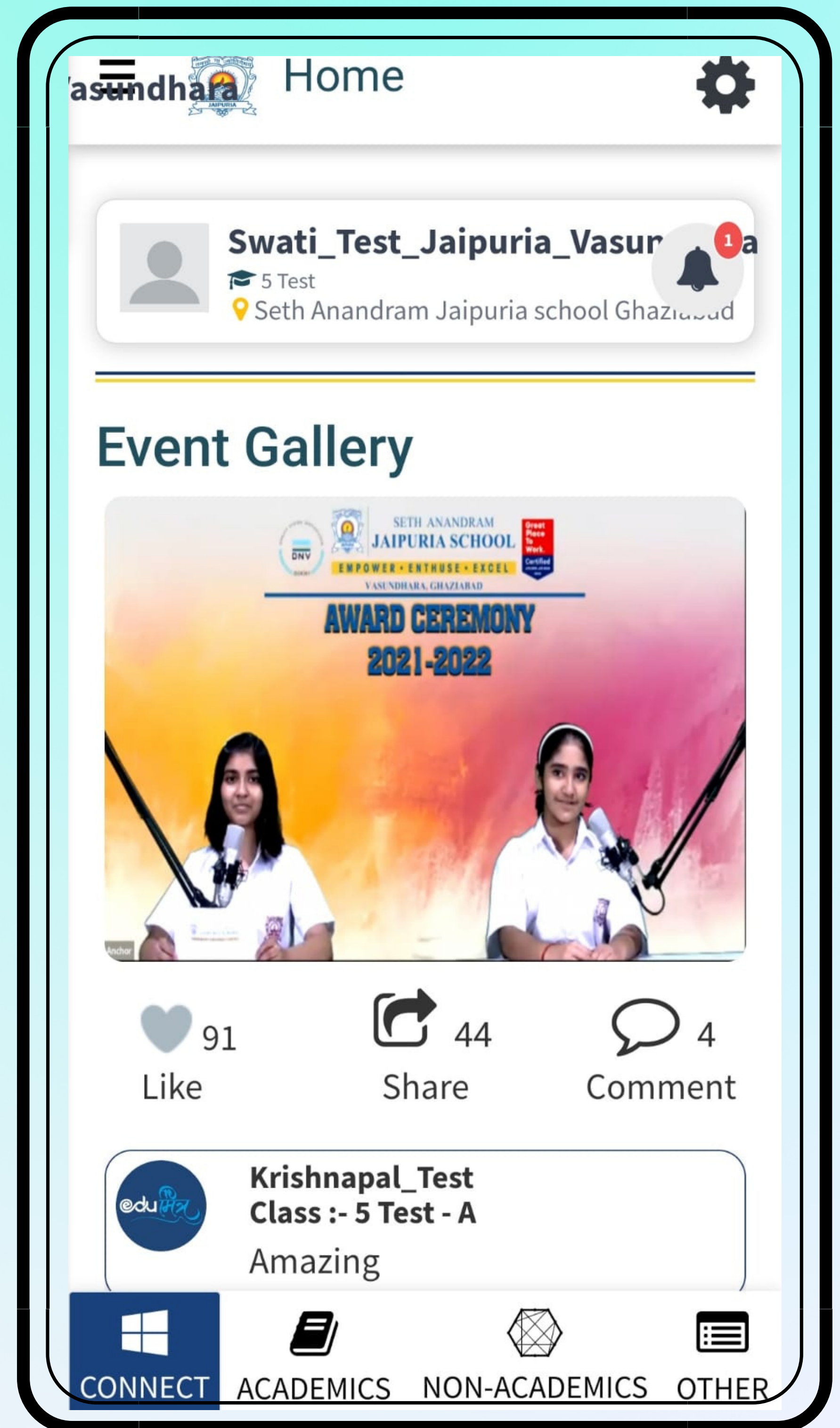
**Step 2**  
Username and  
Password will  
be sent to the  
parent on their  
registered  
email id.

**Step 3**  
Enter your Username  
and Password and  
then click on the  
LOGIN Button.



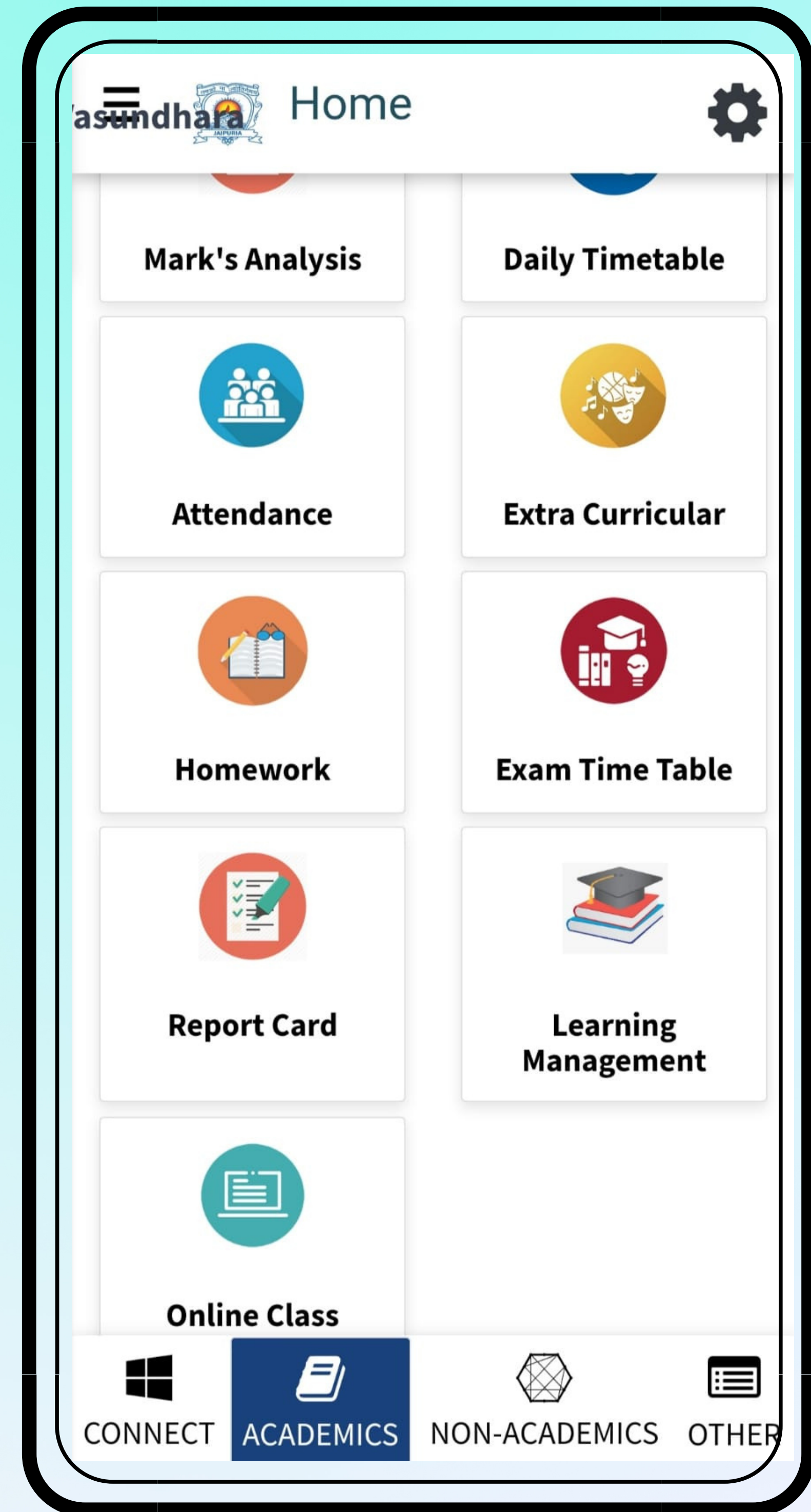
# Features of EDULAKSHYA APP

- Academics
- Non - Academics
- Other



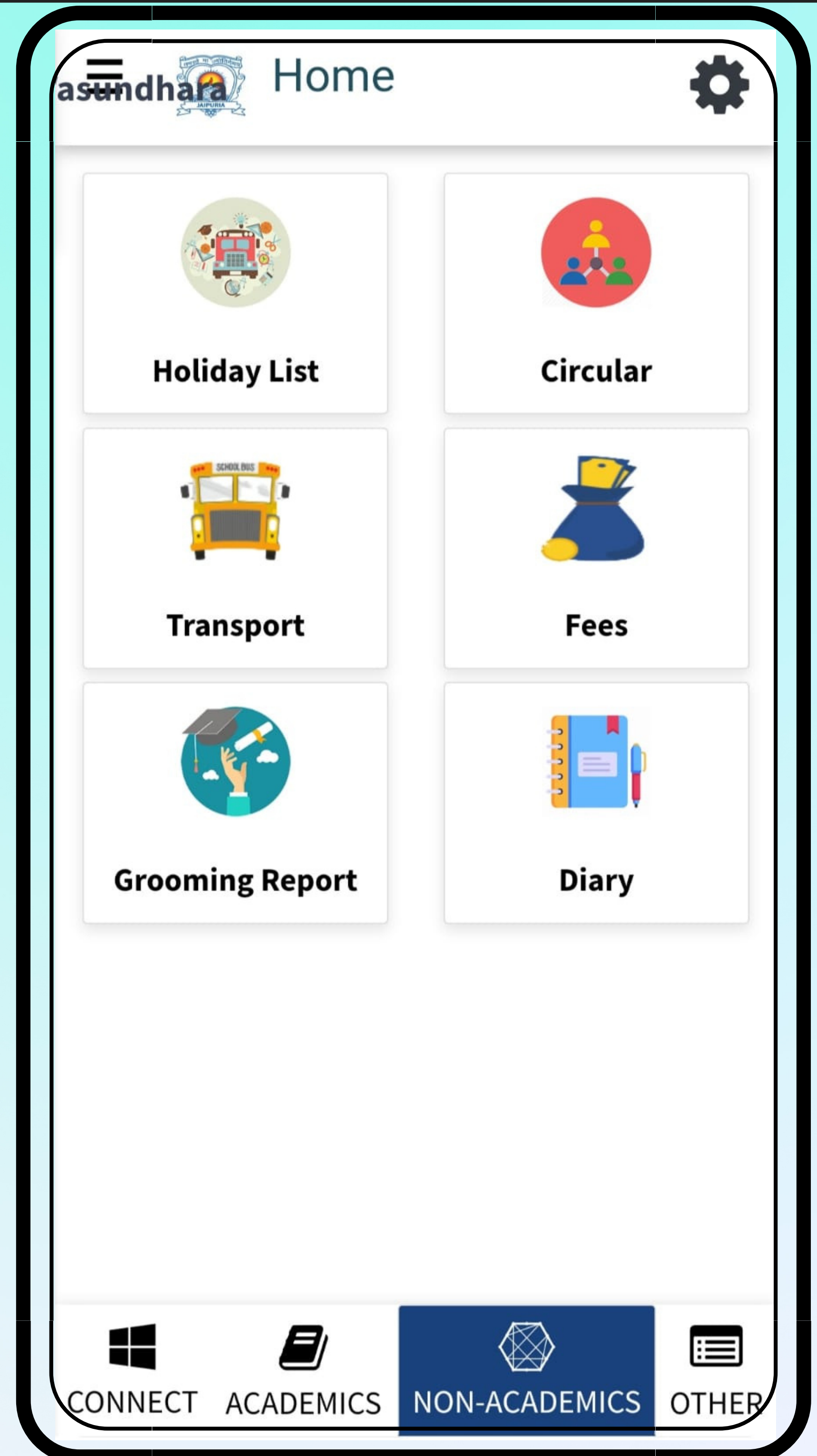
## ACADEMICS MODULE INCLUDES

- Daily Time-table
- Attendance
- Homework
- Extra-Curricular
- LMS
- Report Card
- Exam Time Table
- Mark's Analysis
- Online Class



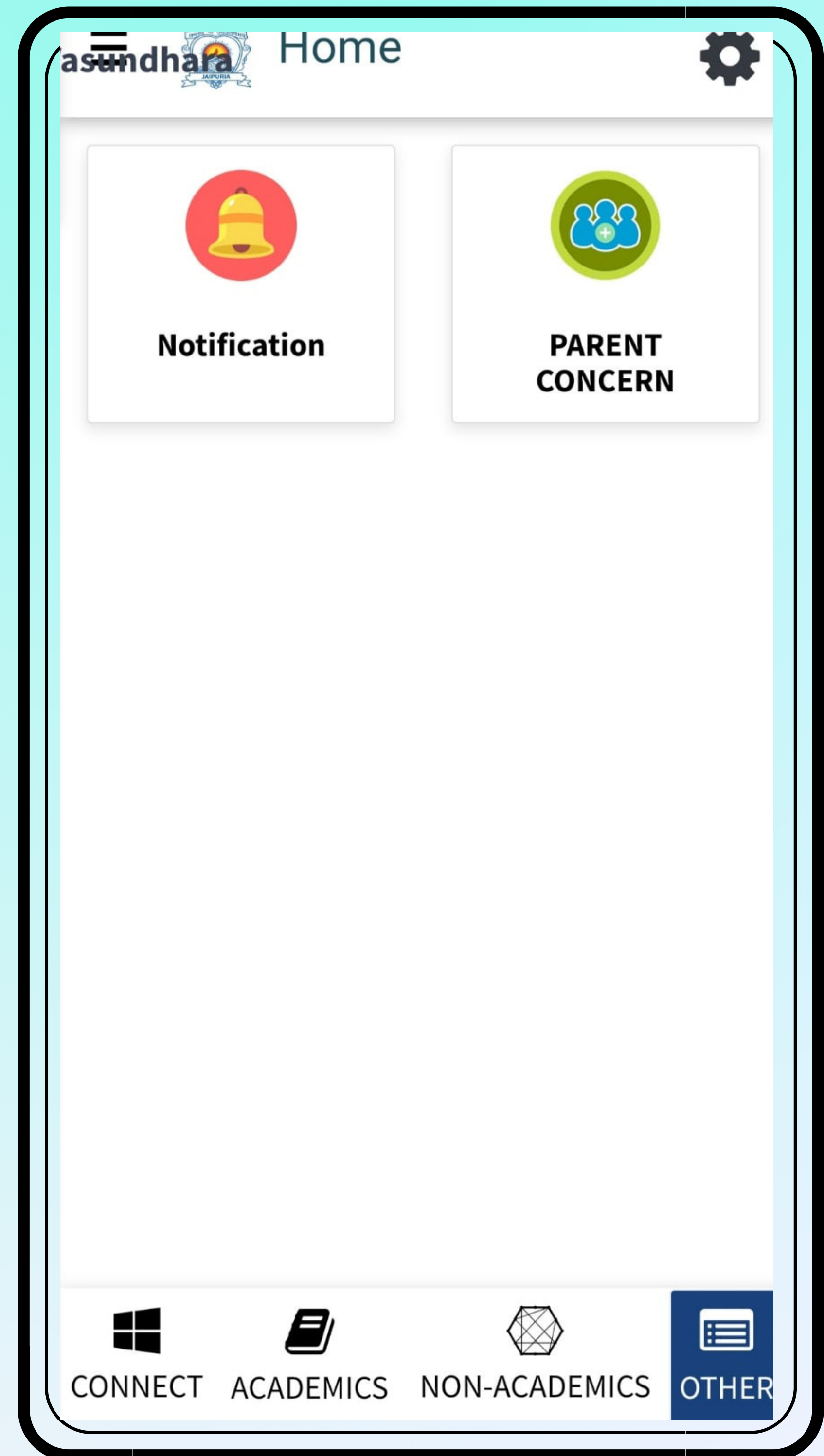
## NON- ACADEMICS MODULE INCLUDES

- Fees
- Transport
- Holiday List
- Circular
- Diary
- Grooming Management



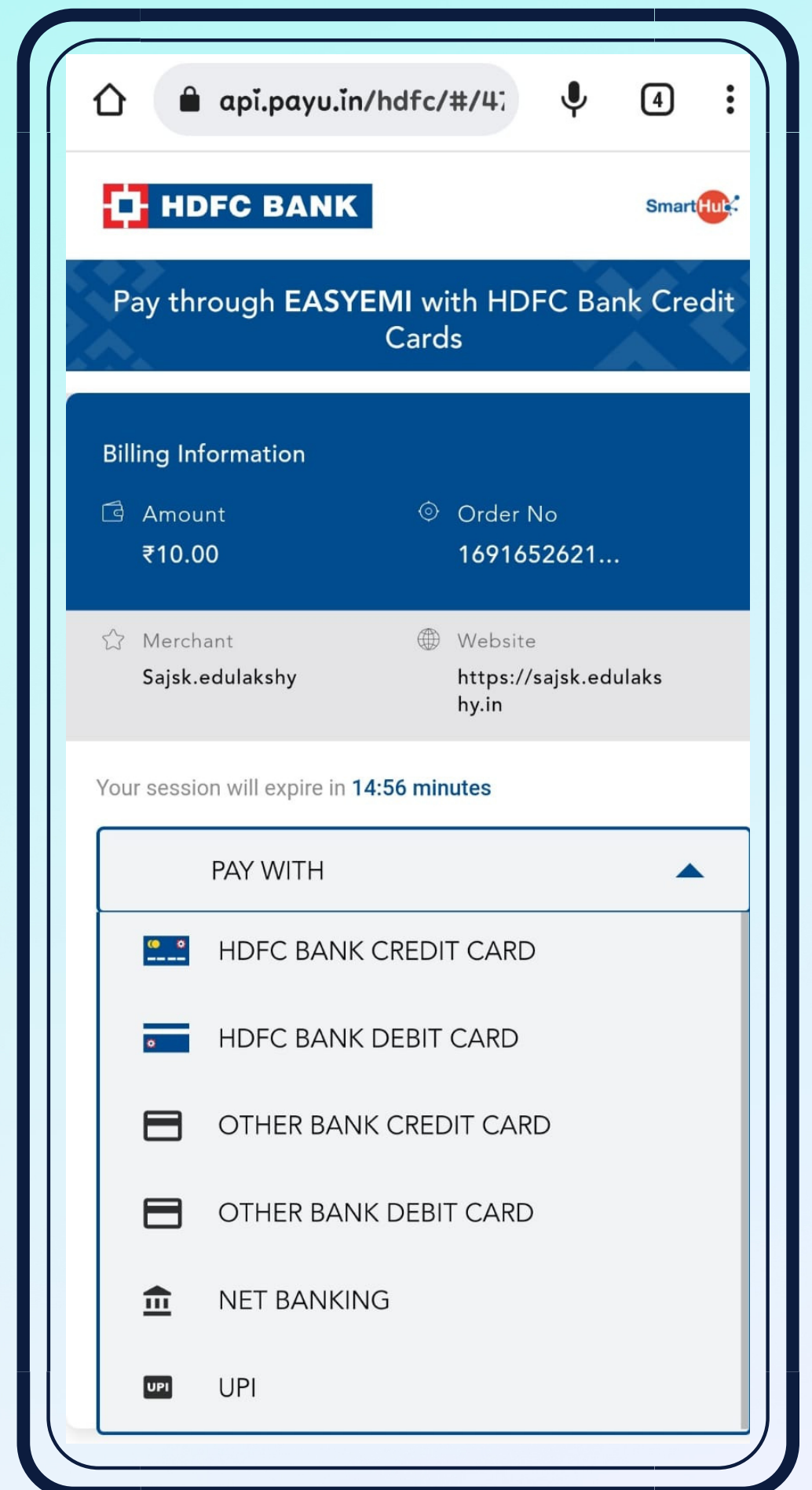
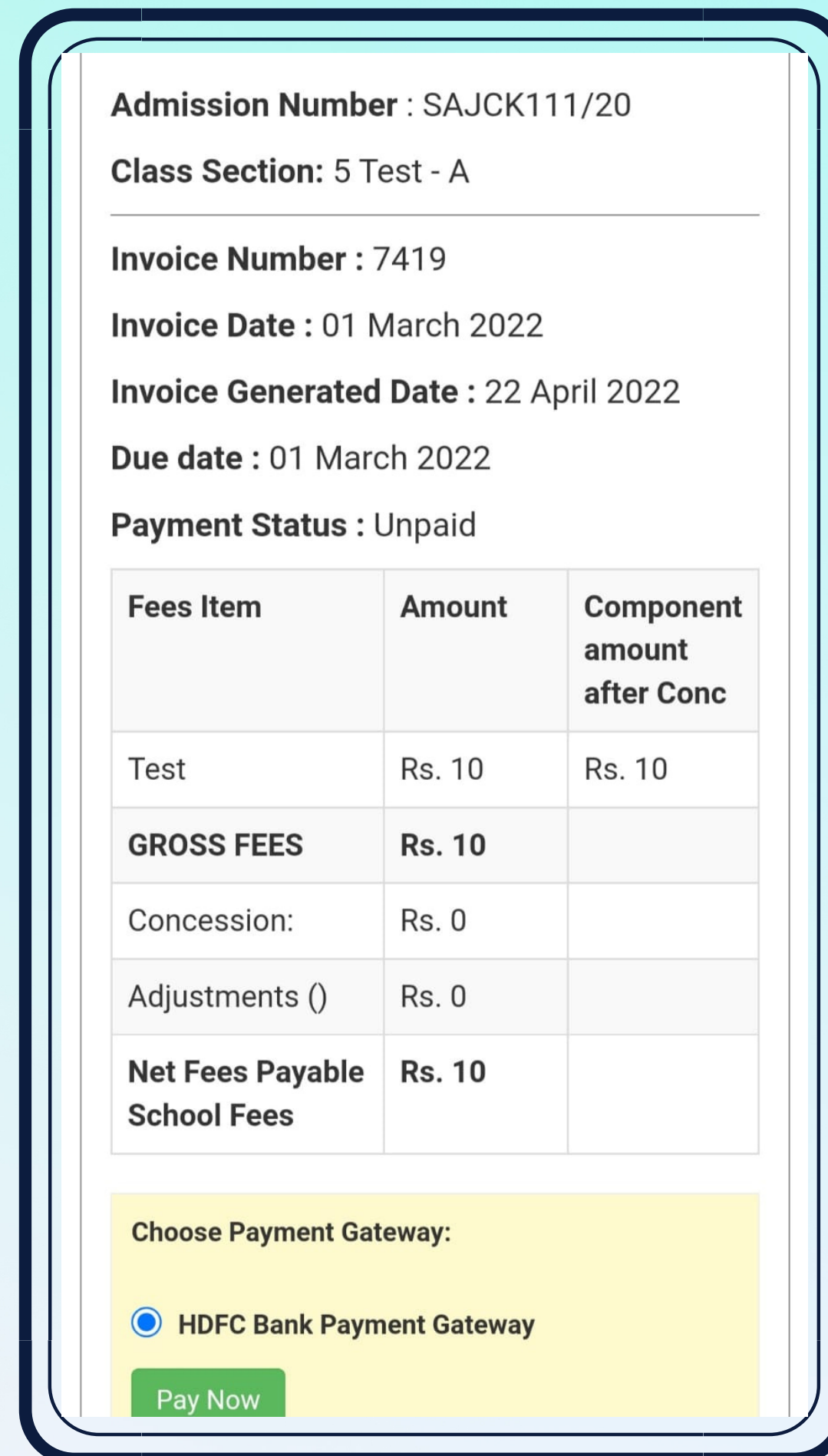
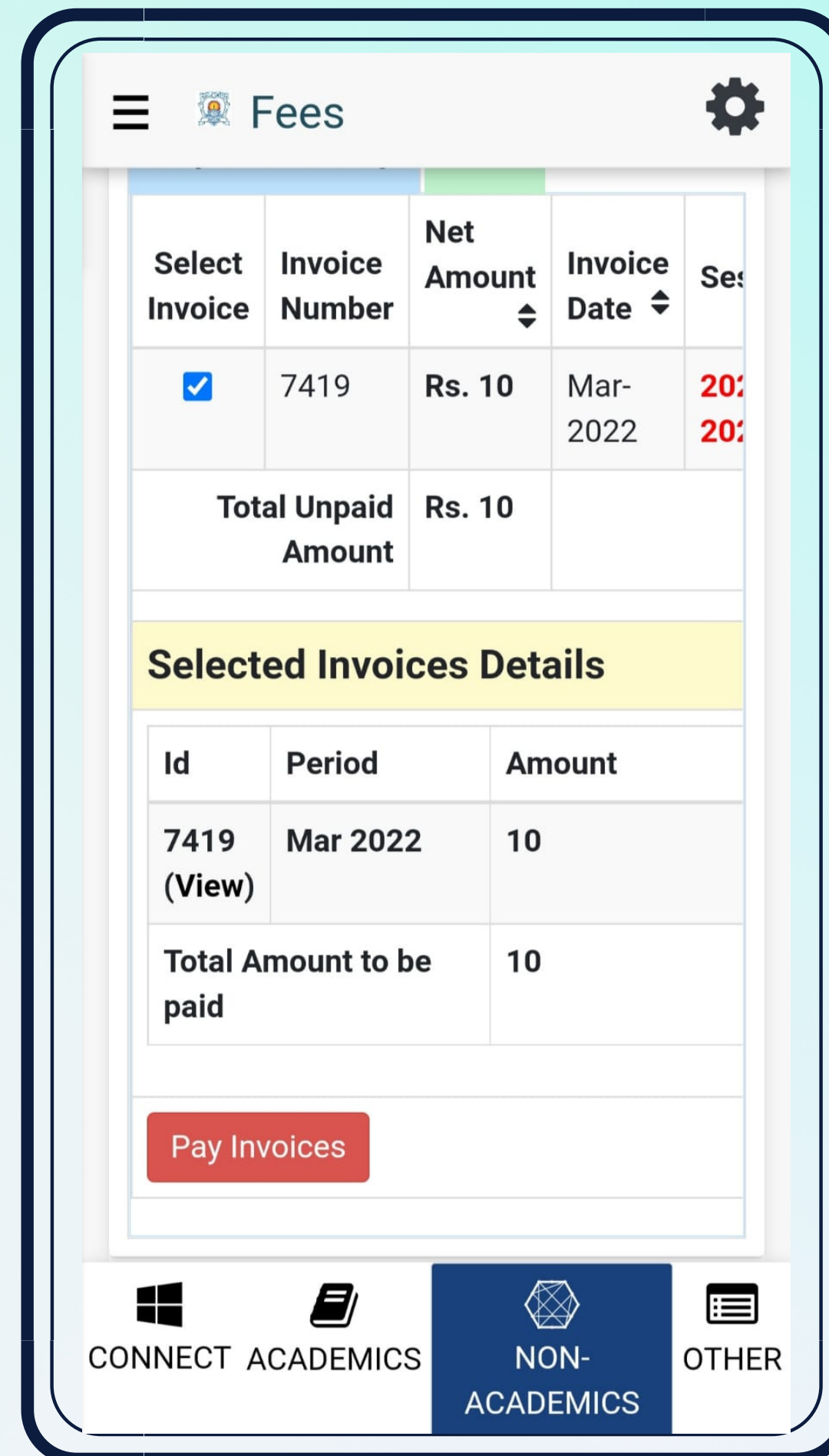
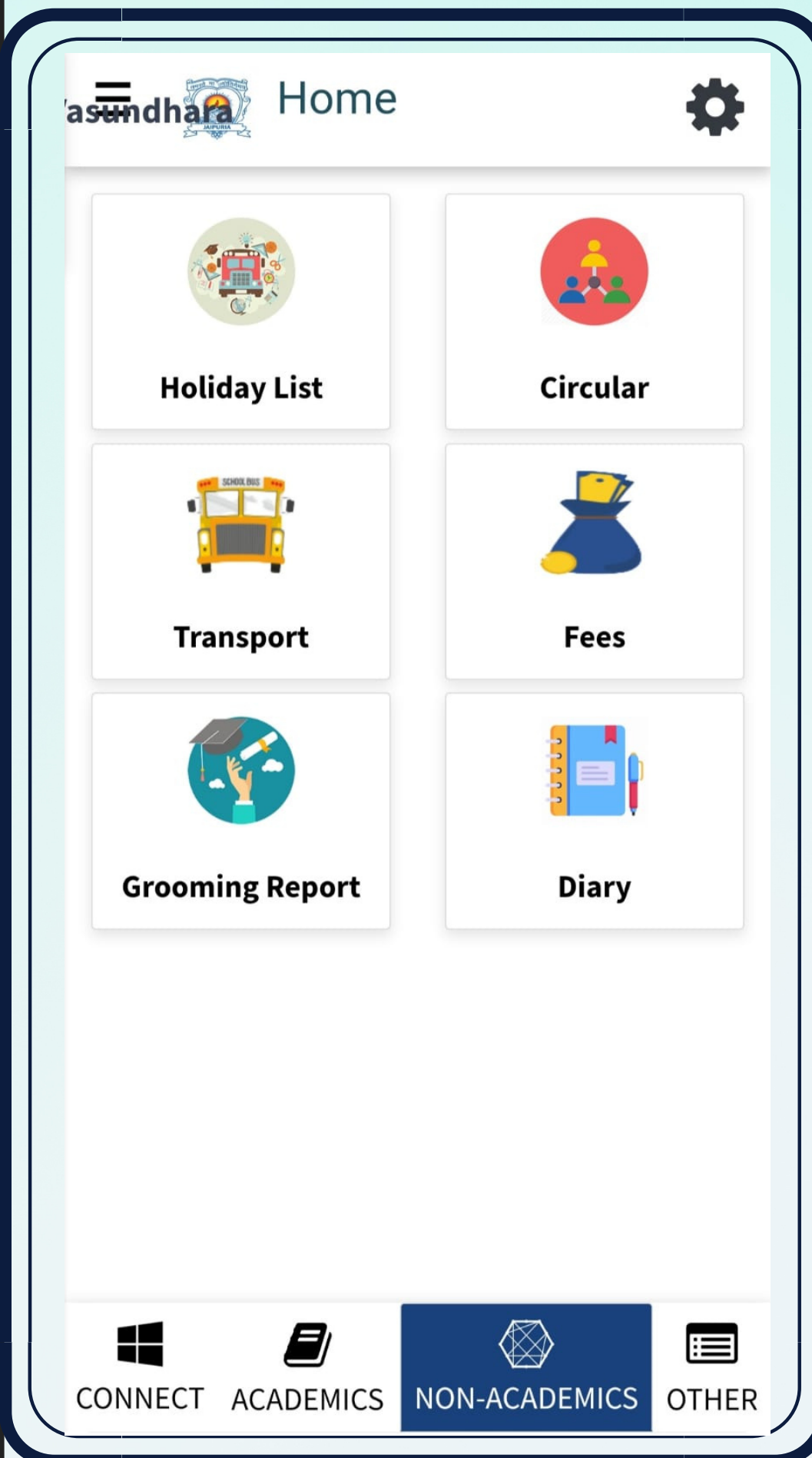
## OTHERS MODULE INCLUDES

- Notification
- Parent Concern



# How to Pay Fees Through App

- Step 1 - Click on the Non - academics module
- Step 2 - Click on Fees
- Step 3 - Select the Fee Invoice which you want to select
- Step 4 - Click PAY INVOICES
- Step 5 - Select Payment Gateway
- Step 6 - Select the payment method and make payment





# Other Important Modules

## Homework

## Attendance

## LMS

## ECA

☰ Homework
⚙️

**Subject Name** Dummy Subject

**Chapter Name** Test

**HW Topic :** Adjectives

**Submit By:** 19-May-2022

**Submitted Date:** -

**Is part of exam/test :** Yes

Please refer the attach file and complete the homework

**Homework is open**

**Homework has already been downloaded**

**Download Homework :**

Download

View | Submit Files

CONNECT
 **ACADEMICS**
 NON-ACADEMICS
 OTHER

☰ Attendance
⚙️

🏠 May 2022

Sun	Mon	Tue	Wed	Thu	Fri	Sat
01	02	03 <span style="color: green;">H</span>	04	05 <span style="color: green;">P</span>	06 <span style="color: green;">P</span>	07 <span style="color: green;">H</span>
08	09	10	11	12	13	14
15 <span style="color: orange;">ACT</span>	16	17	18	19	20	21
22	23	24	25	26	27	28
29	30	31 <span style="color: orange;">ACT</span>				

Total Allotted Class : 0    Total Class Till Date : 2

Total Present : 2 (100%)    Total Absent : 0 (0%)

Total Present : 2 (100%) Total Partial Present : 0 (0%)

Total Actual Attendance Percentage : 100 % + (0% / 2 ) = 0 %

CONNECT
 **ACADEMICS**
 NON-ACADEMICS
 OTHER

☰ Home
⚙️

**From Date**

**To Date**

**Chapter Name**

**Material Type**

Sort

Evaluated

Work Sheet

**Chapter Name:** Grammer    01-04-2022

**Title:** Grammar    ★ 5

**Description:**

**Full Marks:** 10    **Due Date & Time :** 01-04-2022 12:28 PM

**Marks Obtained:** 11    **Submitted Date & Time :** 09-05-2022 03:55 PM

**Evaluated Date & Time :** 01-04-2022 12:45 PM

👁️ View

CONNECT
 **ACADEMICS**
 NON-ACADEMICS
 OTHER

☰ Extra Curricular
⚙️

**Activity On 31-May-2022**

**DANCE COMPETITION**

Time: 09:40 AM To 10:20 AM

Activity type : Mandatory

Last date to nominate participation : Not Applicable

Participation is compulsory.

Participation Not Requested.

**Activity On 31-May-2022**

CONNECT
 **ACADEMICS**
 NON-ACADEMICS
 OTHER

# PARENT WEB LOGIN

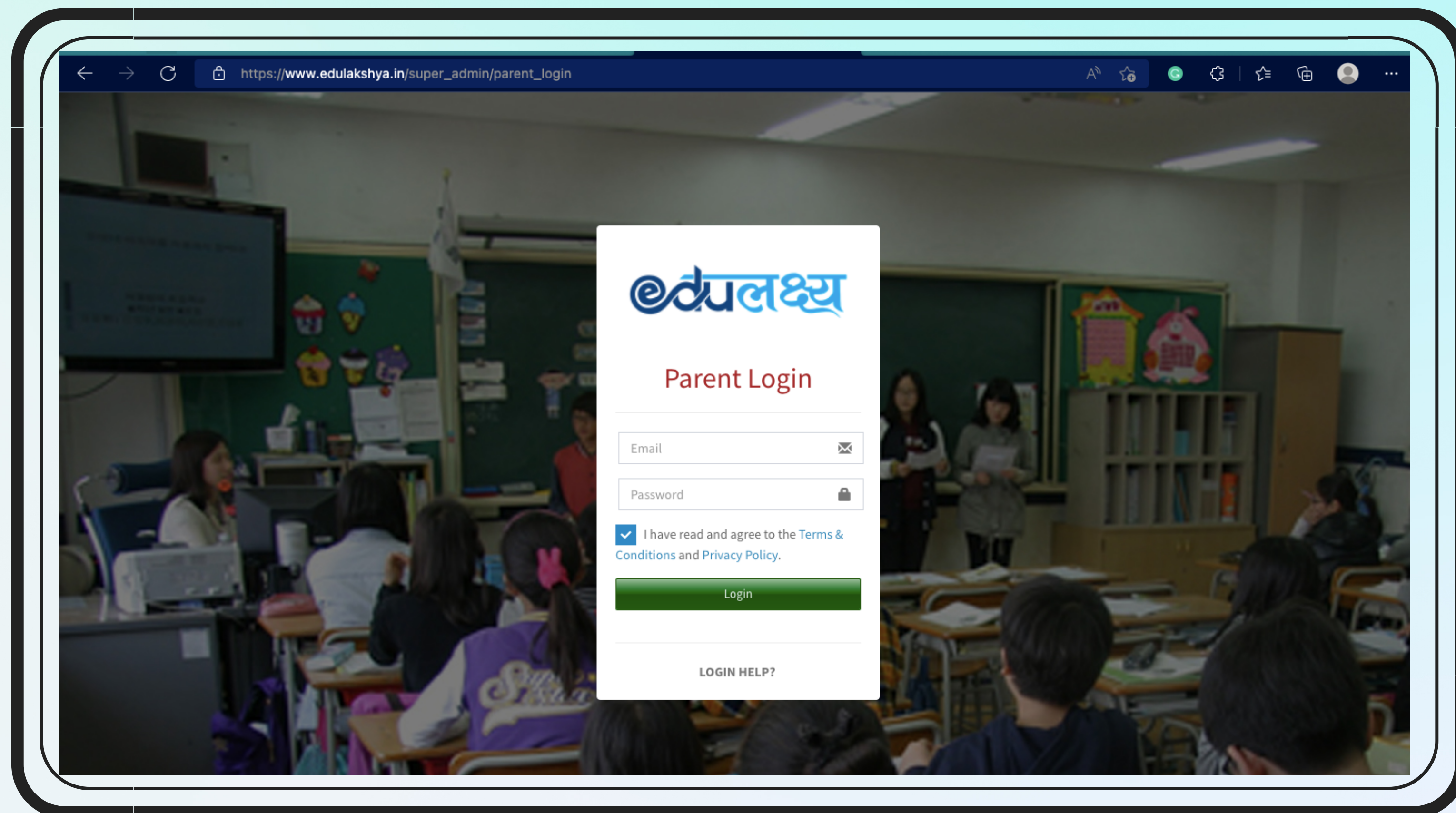


Step 1 - Open any web browser (Google Chrome/ Mozilla Firefox/ Microsoft Edge)

Step 2 - Type [https://www.edulakshya.in/super\\_admin/parent\\_login](https://www.edulakshya.in/super_admin/parent_login)

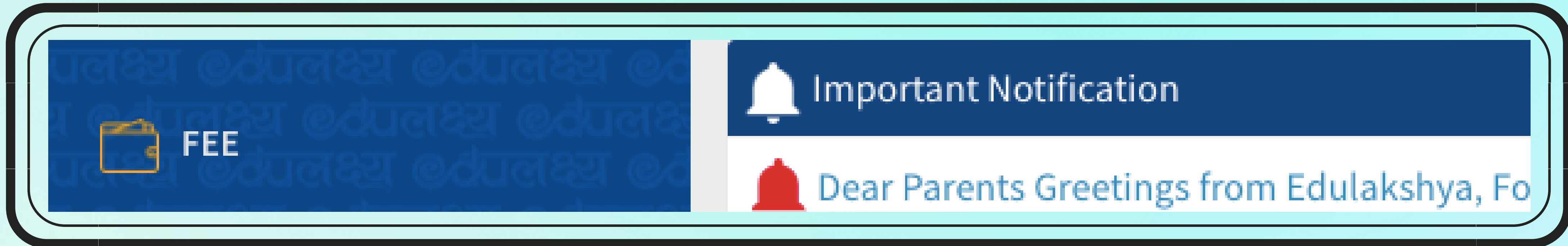
Step 3 - Enter Username and Password

( Mobile APP and Parents Portal Username and Password are same)

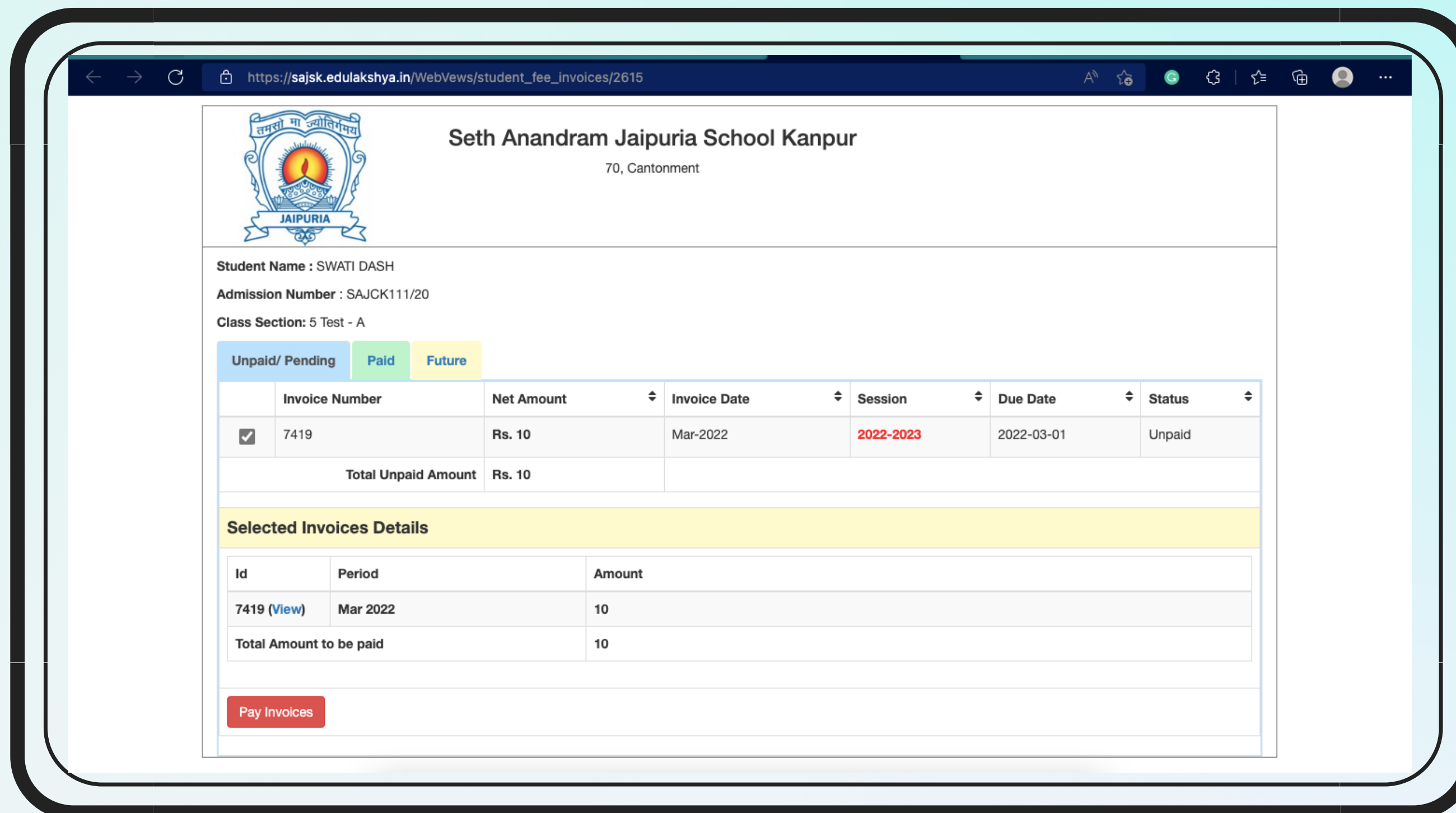


# Parent Web Login- How to Pay Fee

Step 1 - Click on Fee Button on the left side menu

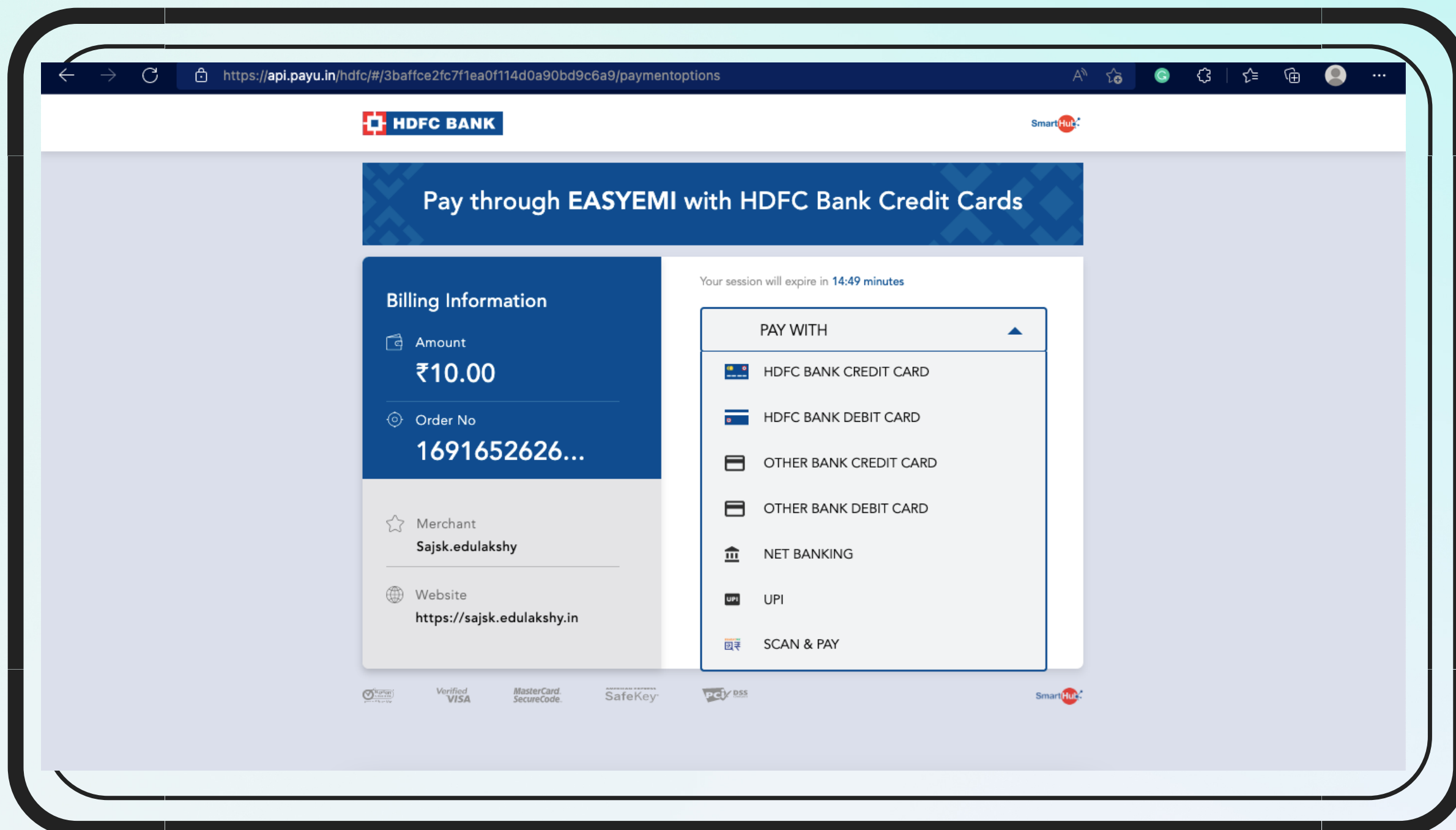
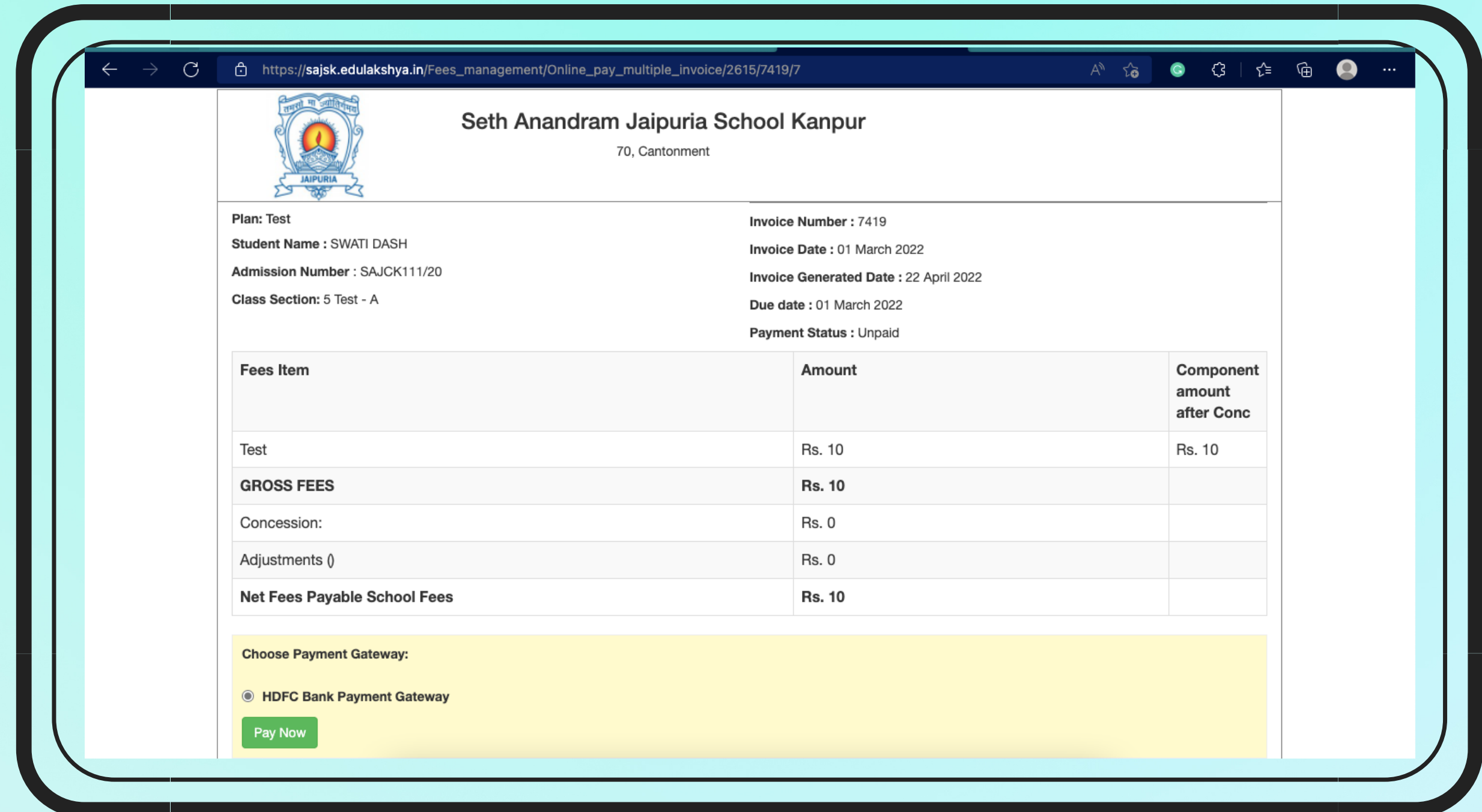


Step 2- Select the Fee Invoice which you want to pay



# Parent Web Login- How to Pay Fee

Step 3- Select payment gateway and on Click PAY NOW



Step 4- Select the payment option and make the payment

# Parent Web Login- Additional Features

## Homework

The screenshot shows the 'Homework' page in a web browser. The URL is [https://sajsk.edulakshya.in/student\\_homework/index/0](https://sajsk.edulakshya.in/student_homework/index/0). The left sidebar contains navigation options: DASHBOARD, MOVEMENT MANAGER, NOTIFICATION, DAILY TIME TABLE, HOMEWORK (highlighted), ATTENDANCE, EXTRA CURRICULAR ACTIVITY, and MARKSHEET. The main content area displays a homework entry for '14-May-2022' with the following details:

- Subject Name : Dummy Subject
- Chapter Name : Test
- Homework Topic : Grammar
- Submit By : 19-May-2022 (03:00 PM)
- Submitted Date : -
- Is part of exam/test : Yes

Please refer the attach file and complete the homework  
**Homework is open**

**Download Homework :** No files to download!

[View | Submit Files](#)

## Attendance

The screenshot shows the 'Attendance' page in a web browser. The left sidebar contains navigation options: MOVEMENT MANAGER, NOTIFICATION, DAILY TIME TABLE, HOMEWORK, ATTENDANCE (highlighted), EXTRA CURRICULAR ACTIVITY, MARKSHEET, and EXAM TIME TABLE. The main content area displays a calendar for May 2022 with the following attendance status:

Mon	Tue	Wed	Thu	Fri	Sat	Sun
						1 S
2	3 H	4	5	6	7 H	8 S
9	10	11	12	13	14	15 ACT
16	17	18	19	20	21	22 S
23	24	25	26	27	28	29 S
30	31 ACT					

Legend: Present (Green), Absent (Red), Partial Attendance (Pink), Sunday (Purple), Holiday (Teal), Activity Day (Yellow)

# Parent Web Login- Additional Features

## LMS

The screenshot shows a web interface for the LMS. At the top right is a 'Back' button. The main content area is titled 'Subject : English 5 Test'. Below this are two columns of filters: 'From Date' and 'To Date', both with input fields showing 'DD-MM-YYYY'. Below these are 'Chapter Name' and 'Material Type' dropdown menus, both currently set to '--Select--'. A 'Sort' button is located to the right of these dropdowns. Below the filters is a section for 'Evaluated' tests. It shows details for a test: 'Chapter Name: Grammer', 'Title: Grammar', and 'Description:'. It also displays 'Full Marks: 10' and 'Marks Obtained: 11'. On the right side of this section, it shows the date '01-04-2022' and a star rating of '5'. A 'Work Sheet' button is located in the top right corner of this section. At the bottom, it shows 'Due Date & Time : 01-04-2022 12:28 PM', 'Submitted Date & Time : 09-05-2022 03:55 PM', and 'Evaluated Date & Time : 01-04-2022 12:45 PM'.

NOTIFICATION

DAILY TIME TABLE

HOMEWORK

ATTENDANCE

EXTRA CURRICULAR ACTIVITY

MARKSHEET


EXAM TIME TABLE

FEE

Activity On 01-June-2022

**Cricket**


Time: 12:00 PM To 12:40 PM  
Activity type : Mandatory  
Last date to nominate participation : Not Applicable  
Participation is compulsory.



Activity On 31-May-2022

**DANCE COMPETITION**

Time: 09:40 AM To 10:20 AM  
Activity type : Mandatory  
Last date to nominate participation : Not Applicable  
Participation is compulsory.



Activity On 31-May-2022

**Tennis**

Time: 10:30 AM To 11:00 AM

Participate



## ECA

## **For Any Assistance Please Contact**

In case of any support is required you may contact the person mentioned below between 8:30 am to 3:00 pm

1. Class Teacher (First Point of Contact)
2. Mr. Adbhut Mishra – ERP In-charge (Mobile +7887262757)
3. Mr. Alok Mishra – Sr. Manager IT- Operations (Mobile + 8787228801)